



SUBMITTAL/TECHNICAL DATA SHEET

APPLICATION

LWT is an insulated folding attic ladder designed to provide safe and easy access to non-inhabited spaces. It eliminates a need for installing more expensive and space consuming staircases. Thermo wooden model is recommended for areas with saving energy requirements and customers who like quality and saving.

SPECIFICATIONS

HATCH:
Insulated, sandwich type, white
Thickness: 3 1/8".
Thermal insulation thickness: 2 7/8".
Hatch equipped with a lock.

FRAME:
Pinewood.
Height: 8 5/8"
Gasket: 3 pcs

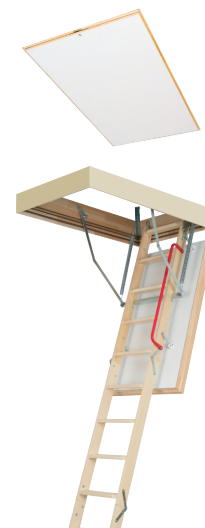
LADDER:
Pinewood
Ladder width: 15"
Stringer height: 3 1/8"
Distance between steps: 9 7/8"

STEPS:
Made of pinewood, equipped with anti-slip profile.
Step width: 3 1/8"
Thickness: 7/8"
Length: 13 1/4"

STANDARD ACCESSORIES:
Handrail in red colour.
Plastic ends.
Control rod for opening the hatch.

SKU: **BAC-LWT**

WOODEN FOLDING SUPER-THERMO INSULATED ATTIC LADDER



DIMENSIONS AND APPEARANCE

[>> CLICK TO VIEW ADDITIONAL DETAILS AND PRICING <<](#)

DIMENSIONS:

Rough Opening	Room Height
22,5" x 47"	7'5" - 8'11"
25" x 47"	
22,5" x 54"	7'11 1/2" - 10'1"
25" x 54"	
30" x 54"	

TECHNICAL PARAMETERS:

Maximum Loading
300 lbs
Heat Transfer Coefficient
R-value: 12.5
Tightness
4-class (Best class)

COMPATIBLE ACCESSORIES:

Ladder Balustrade LXB-U	The balustrade is available in one standard size 30"x54" for all attic ladders.
Metal handrail LXH	While ordering handrail please provide attic ladder type. Handrail can be mounted on the left or right side of ladder.
Installation brackets LXX	Maximum ceiling 17".
Wooden trim LXL-P, LXL-W	The trims are available in one size 30"x54" for smaller sizes have to be cut.
PCV trim LXL-PVC	The trims are available in one size 30"x54" for smaller sizes have to be cut.
Box extension LXN	The standard box height is 4". While ordering the LXN please provide ladder type and size.
Upper hatch LXW	The height of the upper hatch box is 7 1/4"

ASSEMBLY INFORMATION

The LWT loft ladder is delivered to the customer fully assembled and does not require any pre-installation work. New design of the loft ladder (hatch fastened by means of special the so-called "clicks") allows for easy and quick installation without the need for entering the attic. Installation of the product must be carried out in accordance with the included fitting instructions.

For more details see the second page

PROJECT DATA

PROJECT NAME :	QTY	W	H	OPTIONS
ARCHITECT :				
DEALER :				
CONTRACTOR :				
LOCATION :	SPECIAL INSTRUCTIONS :			
DATE :	SUBMITTAL APPROVAL : (signature or stamp)			
TAGGING INSTRUCTIONS :				

Scan  or  Click



To view Pricing and Additional Product Info.

TELEPHONE:
1-800-483-0823
FAX:
1-888-828-6021






385 WILSON STREET EAST,
SUITE 302
ANCASTER, ON, L9G 2C1
CANADA



WEBSITE:
www.BestAccessDoors.ca
E-MAIL:
info@bestaccessdoors.ca

BAC-LWT

WOODEN FOLDING SUPER-THERMO INSULATED ATTIC LADDER

SIZE:						
LWT		22½x47	25x47	22½x54	25x54	30x54
Manufacturer's part number		66891	66892	66893	66894	66895
Ceiling height	H	7'5" - 8'11"		7'8" - 10'1"		
Rough opening	AxB	22½"x47"	25"x47"	22½"x54"	25"x54"	30"x54"
Outside frame dimensions		22"x46⅝"	24½"x46⅝"	22"x53½"	24½"x53½"	29½"x53½"
Internal dimensions		20½" x44⅞"	23"x44⅞"	20½"x51¾"	23"x51¾"	28"x51¾"
Projection	R	67½"		72"		
Landing space	C	58"		65"		
Folder ladder height	K	12½"				
Board movement after opening	P	2⅛"				
Frame height		8⅝"				

