



Quality Access Doors- FAST!

# SUBMITTAL/TECHNICAL DATA SHEET

## APPLICATION

LWP is an insulated folding attic ladder designed to provide safe and easy access to non-inhabited spaces. It eliminates a need for installing more expensive and space consuming staircases. Fakro LWP model is recommended for garage and inside a house installation.

## SPECIFICATIONS

### HATCH:

Insulated, sandwich type, beige  
Thickness: 1 3/8"

Thermal insulation thickness: 1 1/8"  
Hatch equipped with a lock

### FRAME:

Pinewood.  
Height: 5 1/2"  
Gasket: 1 pcs

### LADDER:

Pinewood  
Ladder width: 15"  
Stringer height: 3 3/8"  
Distance between steps: 9 7/8"

### STEPS:

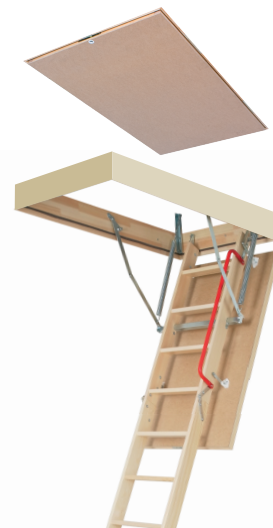
Made of pinewood, equipped with anti-slip profile.  
Step width: 3 1/8"  
Thickness: 7/8"  
Length: 13 1/4"

### STANDARD ACCESSORIES:

Handrail in red colour.  
Control rod for opening the hatch.

SKU: **BAC-LWP**

## WOODEN FOLDING ATTIC LADDERS



## DIMENSIONS AND APPEARANCE

>> CLICK TO VIEW ADDITIONAL DETAILS AND PRICING <<

### DIMENSIONS:

Rough Opening	Room Height
22.5" x 54"	7'5" - 8'11"
22" x 54"	
30" x 55"	7'10" - 10'1"
30" x 55"	
30" x 55"	8'8 1/2" - 10'8"
30" x 55"	
30" x 55"	

### TECHNICAL PARAMETERS:

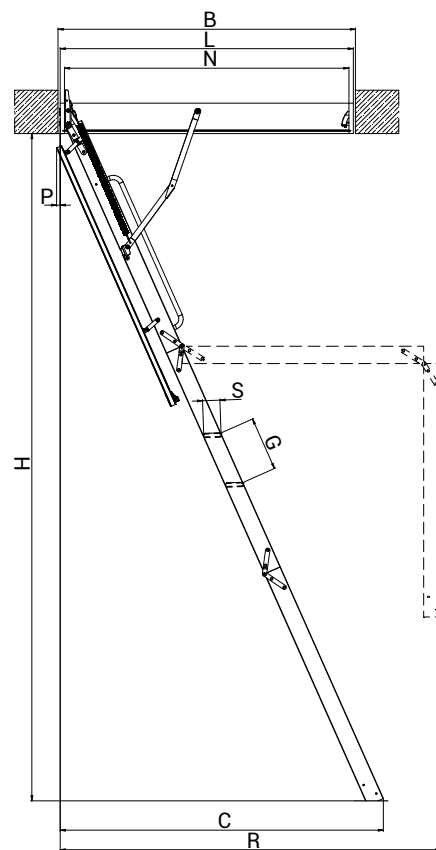
Maximum Loading
300 lbs
Heat Transfer Coefficient
R-value: 5.9

### COMPATIBLE ACCESSORIES:

Plastic ends LXS	Available for all sizes.
Metal handrail LXH	While ordering handrail please provide attic ladder type. Handrail can be mounted on the left or right side of ladder.
Ladder Balustrade LXB-U	The balustrade is available in one standard size 30"x54" for all attic ladders.
Wooden trim LXL-W	The trims are available in one size 30"x54" for smaller sizes have to be cut.
PCV trim LXL-PVC	The trims are available in one size 30"x54" for smaller sizes have to be cut.
Box extension LXN	The standard box height is 4". While ordering the LXN please provide ladder type and size.
Upper hatch LXW	The height of the upper hatch box is 7 3/4"
Installation brackets LXX	Maximum ceiling 13 3/4"

### ASSEMBLY INFORMATION

The LWP Attic Ladder is delivered to the customer fully assembled and does not require any pre-installation work. New design of the loft ladder (hatch fastened by means of special the so-called "clicks") allows for easy and quick installation without the need for entering the attic. The length of the last segment should be cut on-site to suit to existing ceiling height. Installation of the product must be carried out in accordance with the included fitting instructions.





For more details see the second page

## PROJECT DATA

PROJECT NAME :	QTY	W	H	OPTIONS
ARCHITECT :				
DEALER :				
CONTRACTOR :				
LOCATION :	SPECIAL INSTRUCTIONS :			
DATE :				
TAGGING INSTRUCTIONS :	SUBMITTAL APPROVAL : (signature or stamp)			

For a complete list of options visit  
[www.BestAccessDoors.ca](http://www.BestAccessDoors.ca)

Scan  or  Click



To view Pricing and  
Additional Product Info.

TELEPHONE:  
1-800-483-0823  
FAX:  
1-888-828-6021









385 WILSON STREET EAST,  
SUITE 302  
ANCASTER, ON, L9G 2C1  
CANADA



WEBSITE:  
[www.BestAccessDoors.ca](http://www.BestAccessDoors.ca)  
E-MAIL:  
[info@bestaccessdoors.ca](mailto:info@bestaccessdoors.ca)

# BAC-LWP

# WOODEN FOLDING SECTION ATTIC LADDERS

SIZE:									
LWP		22½x47	25x47	x54	25x54	30x54	½	25x54	30x54
Manufacturer's part number		66801	66802	66803	66804	66809	66853	66854	66855
Ceiling height	H	7'5" - 8'11"			7'10" - 10'1"			8'8" - 10'8"	
Rough opening	AxB	22½"x47"	25"x47"	22½"x54"	25"x54"	30"x54"	22½"x54"	25"x54"	30"x54"
Outside frame dimensions		22"x46⅝"	24½"x46⅝"	22"x53½"	24½"x53½"	29½"x53½"	22"x53½"	24½"x53½"	29½"x53½"
Internal frame dimensions		20½"x44⅞"	23"x44⅞"	20½"x51¾"	23"x51¾"	28"x51¾"	20½"x51¾"	23"x51¾"	28"x51¾"
Projection	R	64½"		72"			75"½"		
Landing space	C	57½"		64"			65"½"		
Folder ladder height	K	10¾"							
Board movement after opening	P	1¼"							
Frame height		5½"							

