



Quality Access Doors- FAST!

APPLICATION

Folding attic ladders enable safe and easy access to non-inhabited spaces without the need for installing costly and space consuming staircases. Insulated metal model LML for garages, inside houses, projects with insulation requirements.

FEATURES

- Insulated door with white finish
- Telescopic plastic ends
- Weather seal gasket
- Ladder unloading mechanism, built in the handrail
- Non-slip steps
- System of adjusting the ladder length to the ceiling height
- Quick installation in the ceiling
- White metal trim
- Additional accessories available
- 2 years warranty

SPECIFICATIONS

HATCH: Insulated, sandwich type, white
Thickness: 1 3/8"

Thermal insulation thickness: 1 1/8"

No lock – unloading mechanism automatically presses the hatch to the box, opening with the use of a control rod.

FRAME: Pinewood ladder box includes a steel frame, finishing linings slats and a quick installation system.

Height: 12 3/8"

Seal: 1 pcs

LADDER: Metal

Ladder width: 15 1/8"

Distance between steps: 9 3/4"

STEPS:

Metal, equipped with anti-slip profile.

Steps width: 5 1/8"

Length: 13 3/4"

STANDARD ACCESSORIES:

Retractable stile ends.

Red handrail with ladder unfolding mechanism control rod for opening the hatch.


White metal trim.

Installation brackets.

SUBMITTAL/TECHNICAL DATA SHEET

SKU: **BAC-LML**

METAL FOLDING ATTIC LADDERS



DIMENSIONS AND APPEARANCE

>> CLICK TO VIEW ADDITIONAL DETAILS AND PRICING <<

DIMENSIONS:

Rough Opening	Room Height
23.5" x 47"	7'7 3/4" - 9'2 1/4"
27.5" x 47"	
27.5" x 51"	8'4 3/4" - 10'3" *

TECHNICAL PARAMETERS:

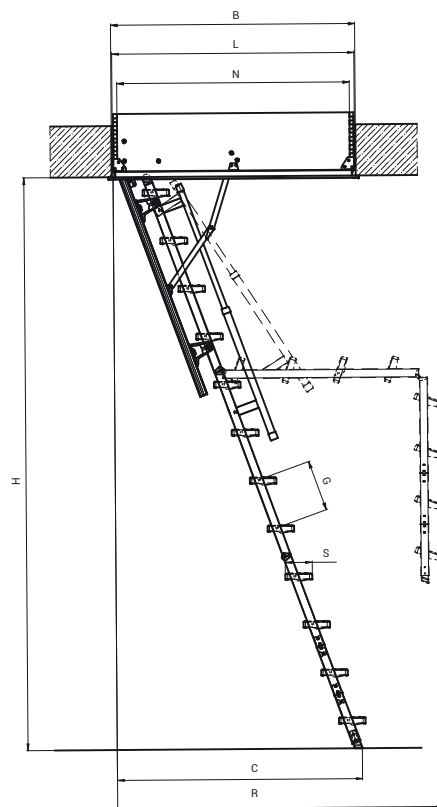
Maximum loading	350 lbs
Heat transfer coefficient	R-value: 5.2

COMPATIBLE ACCESSORIES:

Ladder Balustrade LXB-U	The balustrade is available in one standard size 30"x54" for all attic ladders.
Box extension LXN	The standard box height is 4". While ordering the LXN please provide ladder type and size.
Upper hatch LXW	The height of the upper hatch box is 7 3/4".

ASSEMBLY INFORMATION



The LML Attic Ladder is delivered to the customer fully assembled and does not require any pre-installation work. Installation of the product must be carried out in accordance with the included fitting instructions.



For more details see the second page

PROJECT DATA

PROJECT NAME :	QTY	W	H	OPTIONS
ARCHITECT :				
DEALER :				
CONTRACTOR :				
LOCATION :	SPECIAL INSTRUCTIONS :			
DATE :	SUBMITTAL APPROVAL : (signature or stamp)			
TAGGING INSTRUCTIONS :				

Scan  or  Click



To view Pricing and
Additional Product Info.

TELEPHONE:
1-800-483-0823
FAX:
1-888-828-6021




385 WILSON STREET EAST,
SUITE 302
ANCASTER, ON, L9G 2C1
CANADA



WEBSITE:
www.BestAccessDoors.ca
E-MAIL:
info@bestaccessdoors.ca

BAC-LML

FOLDING METAL SECTION LOFT LADDER

SIZE:				
LML		23 1/2 x 47	27 1/2 x 47	27 1/2 x 51
Ceiling height	H	7'7 3/4" - 9' 2 1/4"		8'4 3/4" - 10'3"*
Rough opening	AxB	23 1/2" x 47"	27 1/2" x 47"	27 1/2" x 51"
Outside frame dimensions		23" x 46 3/4"	27" x 46 5/8"	27" x 50 5/8"
Outside frame dimensions including trim		25 1/2" x 48 1/4"	28 1/2" x 48 1/4"	28 1/2" x 52 1/4"
Internal dimensions		21 5/8" x 44 7/8"	25 1/2" x 44 7/8"	25 1/4" x 48 7/8"
Projection	R	65 3/4"		70"
Landing space	C	47 1/4"		51 1/4"
Folder ladder height	K	12 1/2"		
Frame height		12 1/2"		
Approx. Weight (lb.)		119	121	128

* H max - 10'3"
(stile ends maximum extension)

