



Quality Access Doors- FAST!

# SUBMITTAL/TECHNICAL DATA SHEET

## APPLICATION

The LMB is a basic model of FAKRO attic ladders with a metal ladder. It is ideal for occasion use in areas where the basic insulation is needed. LMB attic ladder is equipped with insulated door with a plastic latch for positioning the hatch in the box, a gasket to reduce air leak and a handrail which assists in climbing up and down the ladder.

## SPECIFICATIONS

**HATCH:**  
 Insulated, sandwich type, beige  
 Thickness: 1".  
 Thermal insulation thickness: ¾".  
 Equipped with plastic latch  
 - opening with use of a control rod.

**FRAME:**  
 Pinewood.  
 Height: 5½"  
 Gasket: 1x (installation by Customer).

**LADDER:**  
 Metal.  
 Ladder width: 15".  
 Stringer height: 3⅞".  
 Distance between steps: 9⅞".

**STEPS:**  
 Metal, equipped with anti-slip profile.  
 Step width: 3⅞".  
 Step length: 13⅜".

**STANDARD ACCESSORIES:**  
 Metal handrail.  
 Rod for opening.  
 Plastic ends.

SKU: **BAC-LMB**

## WOODEN FOLDING ATTIC LADDERS



## ■ DIMENSIONS AND APPEARANCE

>> CLICK TO VIEW ADDITIONAL DETAILS AND PRICING <<

### DIMENSIONS:

Rough Opening	Room Height
22,5" x 54"	8'4½" – 10'1"
25" x 54"	
30" x 54"	

### TECHNICAL PARAMETERS:

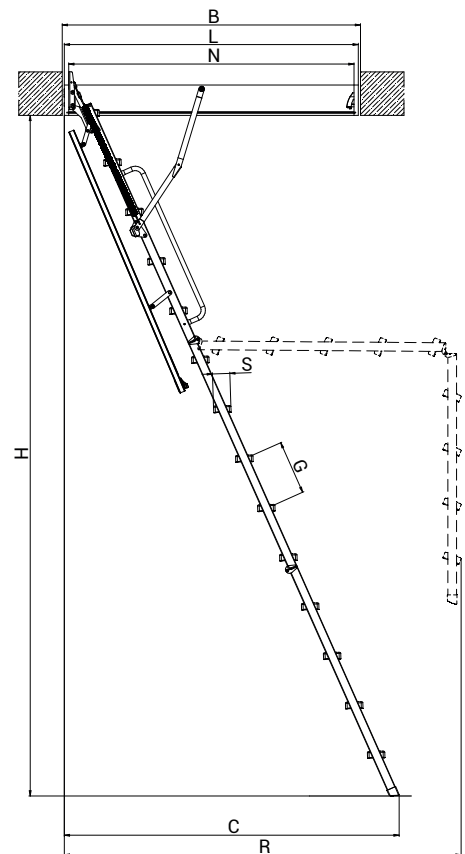
Maximum Loading	375 lbs
Heat Transfer Coefficient	R-value: 3.7

### COMPATIBLE ACCESSORIES:

Ladder Balustrade LXB-U	The balustrade is available in one standard size 30"x54" for all attic ladders.
Box extension LXN-B	The standard box height is 4". While ordering the LXN please provide ladder type and size.
Installation brackets LXX	Maximum ceiling : 13¾"
Metal handrail LXH	Installation to top segment, as an additional handrail on the left side, handrail 29½".
Upper hatch LXW-B	The height of the upper hatch box is 7¾"

### ASSEMBLY INFORMATION

Attic ladder is fully assembled. Only the gasket requires assembly in the box by the customer. The length of the last segment should be cut on-site to suit to existing ceiling height. Installation of the product must be carried out in accordance with the included fitting instructions.



For more details see the second page

For a complete list of options visit  
[www.BestAccessDoors.ca](http://www.BestAccessDoors.ca)

## ■ PROJECT DATA

Custom Sizes Available - Fast!

Scan or Click



To view Pricing and  
 Additional Product Info.

PROJECT NAME :	QTY	W	H	OPTIONS
ARCHITECT :				
DEALER :				
CONTRACTOR :				
LOCATION :	SPECIAL INSTRUCTIONS :			
DATE :	SUBMITTAL APPROVAL : (signature or stamp)			
TAGGING INSTRUCTIONS :				

TELEPHONE:  
 1-800-483-0823

FAX:  
 1-888-828-6021



385 WILSON STREET EAST,  
 SUITE 302  
 ANCASTER, ON, L9G 2C1  
 CANADA






WEBSITE:  
[www.BestAccessDoors.ca](http://www.BestAccessDoors.ca)

E-MAIL:  
[info@bestaccessdoors.ca](mailto:info@bestaccessdoors.ca)

**BAC-LMB**

**WOODEN FOLDING SECTION ATTIC LADDERS**

SIZE:				
LWB		22½ x 54	25 x 54	30 x 54
Manufacturer's part number		869263	869264	869265
Ceiling height	H	8'4½" - 10'1"		
Rough opening	AxB	22 ½" x 54"	25" x 54"	30" x 54"
Outside frame dimensions	WxL	22" x 53 ½"	24 ½" x 53 ½"	29 ½" x 53 ½"
Internal dimensions	MxN	20 ½" x 51 ¾"	23" x 51 ¾"	28" x 51 ¾"
Projection	R	72"		
Landing space	C	61"		
Folder ladder height	K	9½"		
Step length	E	13¾"		
Step width	S	3⅞"		
Distance between steps	G	9⅞"		
Frame height		5½"		
Approx. Weight (lbs)		69	71	76

