



Quality Access Doors- FAST!

# SUBMITTAL/TECHNICAL DATA SHEET

## APPLICATION

The DWT highly insulated knee wall access door is a product designed primarily for installation in knee walls. It enables access to non-habitable room located behind a knee wall, and at the same time provides excellent insulation barrier and ensures high tightness.

## FEATURES

- Ready for quick installation
- 3 years warranty

## SPECIFICATIONS

**DOOR:**  
Insulated, total thickness: 2½"  
Thermal insulation thickness: 2¾"  
Finished on both sides with white HDF board.

**FRAME:**  
Made of pinewood.  
Depth (Jamb): 3½"  
Equipped with a seal.

**EQUIPMENT:**  
Handle  
1¾ wide wooden finishing slats in natural colour.



SKU: **BAC-DWT**

## L-SHAPED COMBINATION DOORS



## DIMENSIONS AND APPEARANCE

>> CLICK TO VIEW ADDITIONAL DETAILS AND PRICING <<

### SIZES:

No.	Size
1	21 x 31
2	27 x 35

### TECHNICAL PARAMETERS:


No.	Description	Value	Standard
1	Door heat transfer coefficient	U = 0.11 BTU/hft²F	PN-EN 10211:2008
2	Tightness	4th class*	EN 12207

\* Manufacturer's internal calculations

### ASSEMBLY INFORMATION

DWT knee wall door comes pre assembled and must be installed in framed rough opening in accordance with the included fitting instructions. One must ensure that the gap between door frame and rough opening framing is properly insulated.



For more detailed information check the second page



For a complete list of options visit [www.BestAccessDoors.ca](http://www.BestAccessDoors.ca)

## PROJECT DATA

Custom Sizes Available - Fast!

Scan  or  Click



To view Pricing and Additional Product Info.

PROJECT NAME :	QTY	W	H	OPTIONS
ARCHITECT :				
DEALER :				
CONTRACTOR :				
LOCATION :	SPECIAL INSTRUCTIONS :			
DATE :				
TAGGING INSTRUCTIONS :	SUBMITTAL APPROVAL : (signature or stamp)			

TELEPHONE:  
1-800-483-0823  
FAX:  
1-888-828-6021










385 WILSON STREET EAST,  
SUITE 302  
ANCASTER, ON, L9G 2C1  
CANADA



WEBSITE:  
[www.BestAccessDoors.ca](http://www.BestAccessDoors.ca)  
E-MAIL:  
[info@bestaccessdoors.ca](mailto:info@bestaccessdoors.ca)

# BAC-DWT

# L-SHAPED COMBINATION DOORS

Commercial sizes [cm]		55 x 80	55 x 80	60 x 100	60 x 110	70 x 90	70 x 100	70x 110
Code		869600	869622	869624	869625	869633	869634	869635
								
Opening dimensions [cm]	A x B	55 x 80	55 x 80	60 x 100	60 x 110	70 x 90	70 x 100	70x 110
Door dimensions [cm]	W x L	53.4 x 78.4	58.4 x 78.4	58.4 x 98.4	58.4 x 108.4	68.4 x 88.4	68.4 x 98.4	68.4 x 108.4
Frame internal dimensions [cm]	M x N	48 x 73	53 x 73	53 x 93	53 x 103	63 x 83	63 x 93	63 x 103
Frame width [cm]	S	9						
Frame thickness [cm]	Z	2.7						

