



SUBMITTAL/TECHNICAL DATA SHEET

APPLICATION

The Fakro DWF60 Knee Wall Access Door sets a new standard in fire safety and thermal efficiency. Designed to provide access to unused spaces behind low partition walls, this model ensures 60 minutes of fire resistance (EI1/EI2=60 as per EN13501-2) and enhanced thermal insulation with an R-value of 12. Its upgraded construction and features make it a superior choice for both safety and functionality.

SPECIFICATIONS

DOOR:

Insulated with fire-proof material, 2 1/2"
Thermal insulation thickness: 2 3/8"
Finished on both sides with white HDF board.

FRAME:

Made of pinewood.
Depth (Jamb): 3 1/2"
Equipped with a seal.

EQUIPMENT:

Handle with a lock to ensure tight closing.
1 3/8" wide wooden finishing slats in natural colour.

FEATURES

- Fire-resistant for 60 minutes (EI1/EI2=60 as per EN13501-2)
- Enhanced R-value of 12 for superior thermal insulation
- 3-3/8 in. thick insulated door panel finished in white on both sides
- Triple seal system: includes perimeter rubber seal, intumescent fire seal, and additional perimeter seal for improved airtightness
- Features a removable handle for secure closure
- Universal installation with left or right swing options
- Includes 1-3/8 in. wide natural wood trim kit (unpainted)
- 3-year warranty

For a complete list of options visit
www.BestAccessDoors.ca

SKU: **BAC-DWF-27-35**

CRAWL SPACE ACCESS DOOR

FIRE-RATED



DIMENSIONS AND APPEARANCE

>> CLICK TO VIEW ADDITIONAL DETAILS AND PRICING <<

SIZES:

No.	Size
1	21 x 31
2	27 x 35

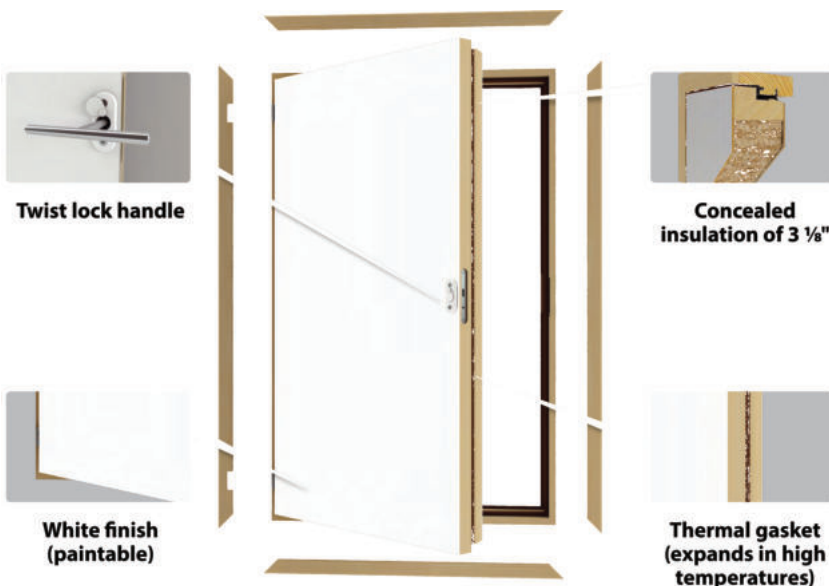
TECHNICAL PARAMETERS:

No.	Description	Value	Standard
1	Door heat transfer coefficient	U = 0.11 BTU/hft²F	PN-EN 10211:2008
2	Tightness	4th class*	EN 12207
3	Fire resistance (on both sides)	EI,45	EN 13501-2

* Manufacturer's internal calculations

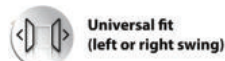
ASSEMBLY INFORMATION

DWF knee wall door comes pre assembled and must be installed in framed rough opening in accordance with the included fitting instructions. One must ensure that the gap between door frame and rough opening framing is properly insulated.



RECOMMENDED FOR:



- Garage to pantry access
- Storage access
- Crawl space access
- Under stair space access
- Attic closet



PROJECT DATA

Custom Sizes Available - Fast!

PROJECT NAME :	QTY	W	H	OPTIONS
ARCHITECT :				
DEALER :				
CONTRACTOR :				
LOCATION :	SPECIAL INSTRUCTIONS :			
DATE :				
TAGGING INSTRUCTIONS :	SUBMITTAL APPROVAL : (signature or stamp)			

Scan  or  Click



To view Pricing and
Additional Product Info.








TELEPHONE:
1-800-483-0823
FAX:
1-888-828-6021

385 WILSON STREET EAST,
SUITE 302
ANCASTER, ON, L9G 2C1
CANADA



WEBSITE:
www.BestAccessDoors.ca
E-MAIL:
info@bestaccessdoors.ca

BAC-DWF-27-35 FIRE-RATED CRAWL SPACE ACCESS DOOR

Commercial sizes [cm]		55 x 80	55 x 80	60 x 100	60 x 110	70 x 90	70 x 100	70x 110
Code		869800	869822	869824	869825	869833	869834	869835
								
Opening dimensions [cm]	A x B	55 x 80	55 x 80	60 x 100	60 x 110	70 x 90	70 x 100	70x 110
Door dimensions [cm]	W x L	53.4 x 78.4	58.4 x 78.4	58.4 x 98.4	58.4 x 108.4	68.4 x 88.4	68.4 x 98.4	68.4 x 108.4
Frame internal dimensions [cm]	M x N	48 x 73	53 x 73	53 x 93	53 x 103	63 x 83	63 x 93	63 x 103
Frame width [cm]	S	9						
Frame thickness [cm]	Z	2.7						

