



TECHNICAL DATA SHEET

DESCRIPTIONS

2 Rows of Inverted, Split "Y" Blades with Two-Piece Design for Wood or Metal Doors.

SPECIFICATIONS

MATERIAL: 18 gauge CRS frame and blades. Min size 6"W x 4" H, Max 48"W x 80"H. Multiple sections can be combined for larger sizes.

CONSTRUCTION: Louvers & Frame: 2 rows of inverted split "Y" blades at 1" intervals are attached by interlocking construction to the 3/4" deep welded frame, 1-1/4" trim, with mitered and welded corners and countersunk mounting holes. Non-vision Construction. Louver frame is screwed into door from 2 sides.

DOOR: Minimum 1-3/8" thick door. Door cutout = order size.

FASTENERS: Phillips head screws #8 x 3/4" to match finish.

FREE FLOW AREA: 50% free area.

SKU: **BAG-DLIY-BAS**

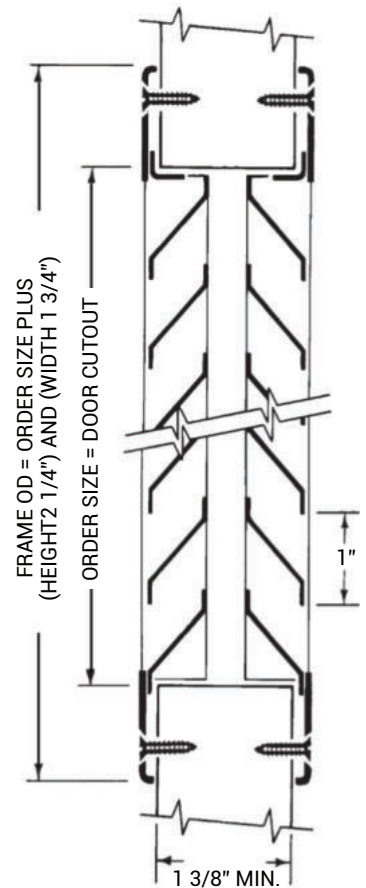
INVERTED SPLIT "Y" BLADE LOUVER



DIMENSIONS AND APPEARANCE

>> CLICK TO VIEW ADDITIONAL DETAILS AND PRICING <<



A split louver with two rows of inverted blades that fits doors 1-3/8" and wider. The two sides of the louver are each 3/4" deep and attach to the door with screws on both sides. 50% free area.



For a complete list of options visit
www.BestAccessDoors.ca

PROJECT DATA

Custom Sizes & Options Available - Fast!

Scan  or  Click



To view Pricing and
Additional Product Info.

PROJECT NAME :	QTY	W	H	OPTIONS
ARCHITECT :				
DEALER :				
CONTRACTOR :				
LOCATION :	SPECIAL INSTRUCTIONS :			
DATE :	SUBMITTAL APPROVAL : (signature or stamp)			
TAGGING INSTRUCTIONS :				

TELEPHONE:
1-800-483-0823
FAX:
1-888-828-6021



385 WILSON STREET EAST,
SUITE 302
ANCASTER, ON, L9G 2C1
CANADA



WEBSITE:
www.BestAccessDoors.ca
E-MAIL:
info@bestaccessdoors.ca