



Quality Access Doors- FAST!

# SUBMITTAL/TECHNICAL DATA SHEET

## DESCRIPTION

Water Tight Well Hatch is designed for water-tightness up to 10 foot water column and 625psf load capacity. With waterproof gaskets and pressure locks, this hatch design is ideal for wells and areas prone to flooding.

## FEATURES

- Pressure Locks.
- Surface Mount.
- Water and Odor Resistant Gasket.
- Submersible.

## SPECIFICATIONS

LOAD: 625psf live load

DOOR: Single Leaf

MATERIAL: Aluminum 3/16 inch, mill finish.

COVER: Diamond tread plate.

FRAME: Angle.

INSTALLATION: Surface mount, mechanically fastened.

HINGE: Heavy duty Type 316 Stainless Steel butt hinges.

HOLD OPEN ARM: Type 316 Stainless Steel automatic hold open arm locks cover in open position.

LATCH: Type 316 Stainless Steel pressure locks.

GASKET: EPDM rubber gasket seal, water and odor resistant

TESTING: 10 foot hydro static pressure.

MINIMUM SIZE: 24 in. by 24 in.


MAXIMUM SIZE: 42 in. by 42 in.

OPTIONS: Padlock Hasps, Locks, Finishes, Gasket, Safety Grates, Safety Nets, Safety Rails, Skirting.

WARRANTY: 5 year

SKU: **BAG-BFDWTA**

# 625PSF WATER TIGHT WELL HATCH



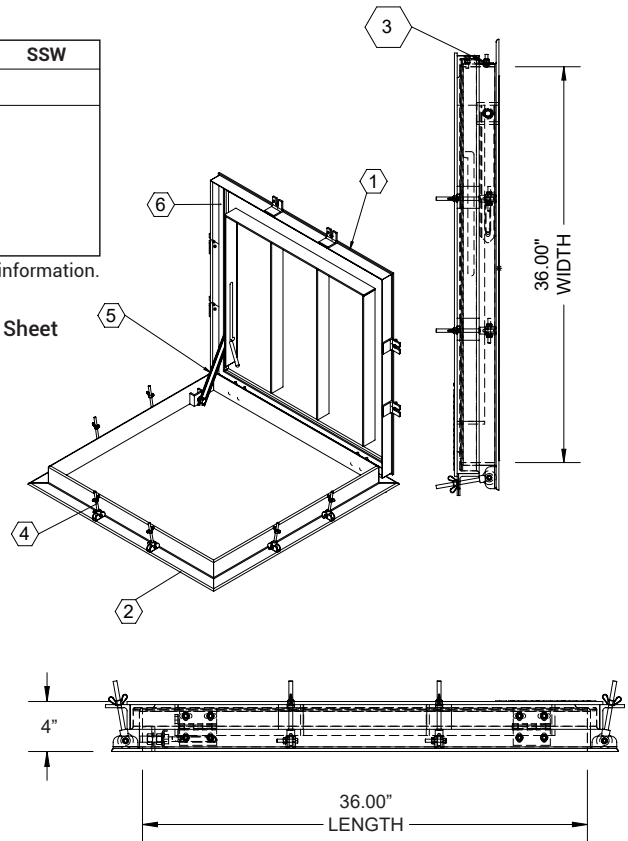
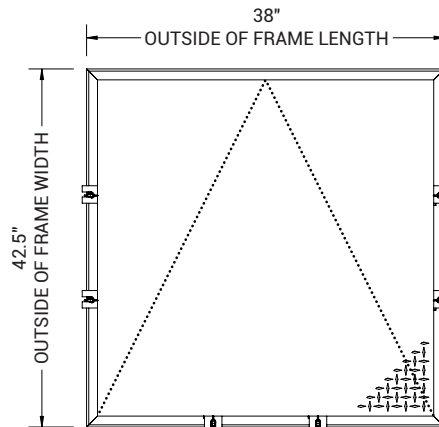
## DIMENSIONS AND APPEARANCE

### ORDER GUIDE:

MODEL	WIDTH	X	LENGTH	SSW
BFDWTA				
	SINGLE DOOR			
	24" X 24"			
	30" X 36"			
	36" X 36"			
	42" X 42"			

Additional sizes and options available, call for more information.

For Detailed Specifications See Submittal Sheet



## PROJECT DATA

Custom Sizes Available - Fast!

PROJECT NAME :	QTY	W	H	OPTIONS
ARCHITECT :				
DEALER :				
CONTRACTOR :				
LOCATION :	SPECIAL INSTRUCTIONS :			
DATE :				
TAGGING INSTRUCTIONS :	SUBMITTAL APPROVAL : (signature or stamp)			

For a complete list of options visit [www.BestAccessDoors.ca](http://www.BestAccessDoors.ca)

TELEPHONE:  
1-800-483-0823  
FAX:  
1-888-828-6021



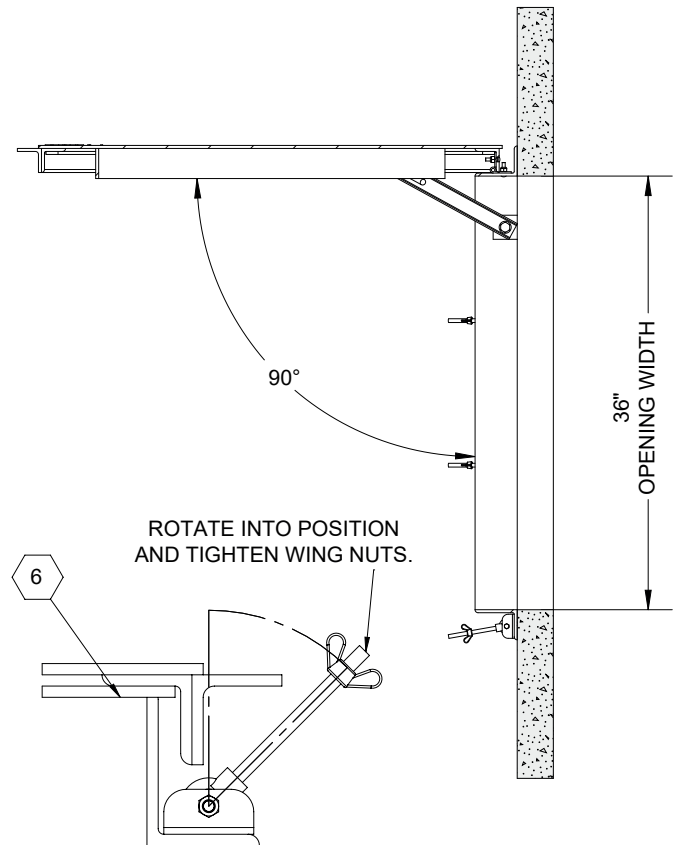
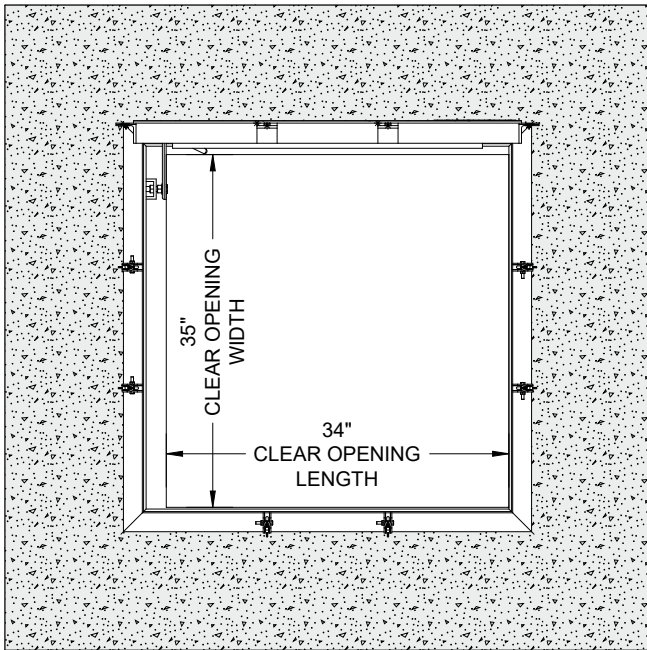
385 WILSON STREET EAST,  
SUITE 302  
ANCASTER, ON, L9G 2C1  
CANADA



WEBSITE:  
[www.BestAccessDoors.ca](http://www.BestAccessDoors.ca)  
E-MAIL:  
[info@bestaccessdoors.ca](mailto:info@bestaccessdoors.ca)

# BAC-BFDWTA

# 625PSF WATER TIGHT WELL HATCH



**PRESSURE LOCK LATCH DETAIL**

**SPECIFICATIONS:**

- ① **DOOR:** ALUMINUM, 1/4" DIAMOND PLATE, MILL FINISH WITH A LIVE LOAD OF 625 PSF WITH A MAXIMUM DEFLECTION OF L/160.
- ② **FRAME:** ALUMINUM, 1/4" EXTRUSION, MILL FINISH.
- ③ **HINGES:** TYPE 316 STAINLESS STEEL.
- ④ **PRESSURE LOCK LATCHES:** TYPE 316 STAINLESS STEEL .
- ⑤ **HOLD-OPEN ARM:** : TYPE 316 STAINLESS STEEL WITH RED VINYL GRIP HANDLE.
- ⑥ **WATER TIGHT GASKET:** EPDM, AROUND ENTIRE HATCH.
- ⑦ **CERTIFICATIONS:** TESTED TO BE WATER TIGHT UNDER APPLIED PRESSURE OF A 10 FOOT COLUMN OF WATER.

**FLOOR DOOR SIZE:**

36" (WIDTH) x 36" (LENGTH)

**CLEAR UNOBSTRUCTED OPENING:**

35" (WIDTH) x 34" (LENGTH)

**OPENING:**

36" (WIDTH) x 36" (LENGTH)

