



Quality Access Doors- FAST!

SUBMITTAL/TECHNICAL DATA SHEET

STANDARD OPTIONS

MATERIAL:
DOOR: Aluminum diamond plate 1/4"
FRAME: 2" x 2" x 1/4" aluminum angle

HINGE:
Heavy duty aluminum continuous piano hinge (0.080")

LOCK / LATCH:
Recessed handle operated cam latch


OPTIONS AVAILABLE

LOCK / LATCH:
Key operated recessed handle cam latch

RECESS:
Recessed floor hatch optional - see BA-AFL-RAFL model

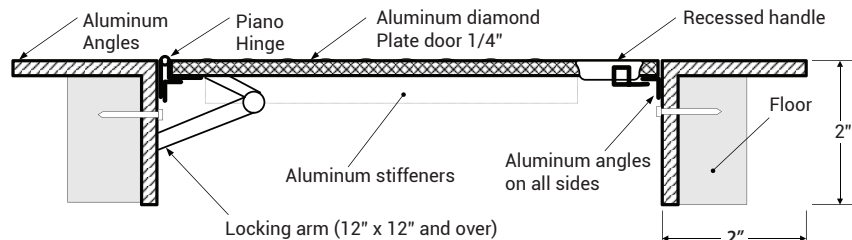
CAUTION:
The BA-AFL floor access door is designed to support a live load of 300 pounds/sq.foot and includes a hold open arm to keep the door in an open position

SKU: **BAC-AFL**
DIAMOND PLATED ALUMINUM FLOOR HATCH



INSTALLATION

>> CLICK TO VIEW ADDITIONAL DETAILS AND PRICING <<



DIMENSIONS AND APPEARANCE

For a complete list of options visit www.BestAccessDoors.ca

Scan or Click

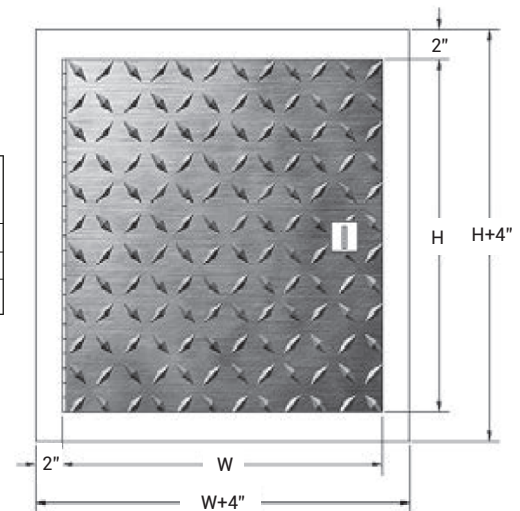


To view Pricing and Additional Product Info.

LEED READY: THIS PRODUCT CONTRIBUTES TO LEED® CREDITS

HATCH SIZE - W x H INCHES (MM)	NUMBER OF LOCKS	WEIGHT	
		LBS	KG
24 x 24 (609 x 609)	1	35	15.9
24 x 36 (609 x 914)	1	44	20

Rough floor opening is door size + 1/2" or + 13mm



PROJECT DATA

Custom Sizes Available - Fast!

PROJECT NAME :	QTY	W	H	OPTIONS
ARCHITECT :				
DEALER :				
CONTRACTOR :				
LOCATION :	SPECIAL INSTRUCTIONS :			
DATE :				
TAGGING INSTRUCTIONS :	SUBMITTAL APPROVAL : (signature or stamp)			



TELEPHONE:
1-800-483-0823
FAX:
1-888-828-6021



385 WILSON STREET EAST,
SUITE 302
ANCASTER, ON, L9G 2C1
CANADA



WEBSITE:
www.BestAccessDoors.ca
E-MAIL:
info@bestaccessdoors.ca