



Quality Access Doors- FAST!

# SUBMITTAL/TECHNICAL DATA SHEET

## APPLICATION

- Designed to provide convenient walk through access to duct work interiors & air handling units
- Low to medium pressure systems and plenums

## FEATURES

Heavy duty construction, along with a continuous hinge and compression handles

**OPTIONAL FEATURES:** Removable Door Panel / Vision Panel / High Pressure Units / Key Operated Handles

## SPECIFICATIONS

**MATERIAL:** Galvanized steel, also available in Aluminum and Stainless Steel

**DOOR:** 22 gauge

**MOUNTING FRAME:** Double panel frame is 1 15/16" wide x 1 1/2" deep extruded aluminum with mitred corners

**GASKET:** 1/8" thick x 1/2" wide closed cell neoprene gasketing between door and frame

**HINGE:** Continuous steel piano hinge-opens 180 degrees

**INSULATION:** Door panel filled with 1" thick fiberglass insulation - 4 R value

**STANDARD LATCH:** Dual acting compression handles-operable from both sides

Units 48" high and under to have 2 handles

Units over 48" high to have 3 handles

**FINISH:** Mill finish

SKU: **BAC-WD-8000**

## DUCT & SPECIALTY DOOR

WALK THROUGH DOOR

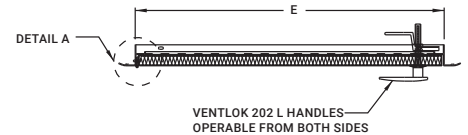


## DIMENSIONS AND APPEARANCE

>> CLICK TO VIEW ADDITIONAL DETAILS AND PRICING <<

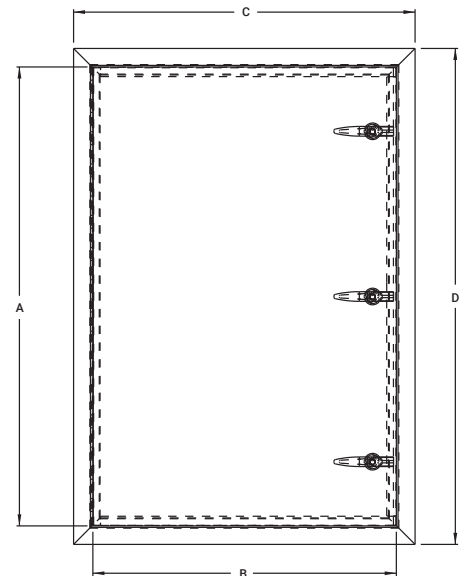
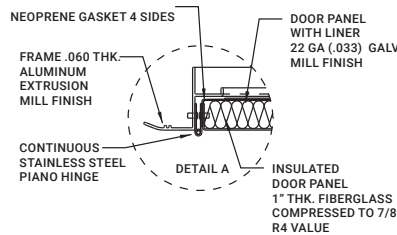
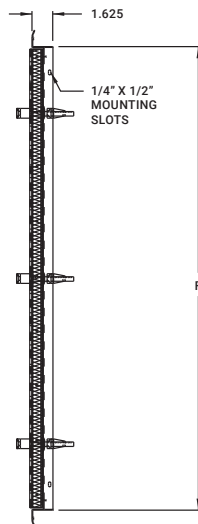
DOOR SIZE W x H INCHES (MM)	WEIGHT	
	LBS	KG
24 x 36 (610 x 914)	52.80	24
24 x 48 (610 x 1219)	77.00	35
24 x 60 (610 x 1524)	97.00	44
24 x 72 (610 x 1829)	114.0	52
30 x 36 (762 x 914)	70.40	32
30 x 48 (762 x 1219)	95.00	43
30 x 60 (762 x 1524)	119.0	54
30 x 72 (762 x 1829)	143.0	65

Wall or ceiling opening is W + 3/8" (9mm)



**MANUFACTURED BY ACUDOR**

For detailed specifications see submittal sheet



For a complete list of options visit [www.BestAccessDoors.ca](http://www.BestAccessDoors.ca)

## PROJECT DATA

Custom Sizes Available - Fast!

Scan or Click



To view Pricing and Additional Product Info.

PROJECT NAME :	QTY	W	H	OPTIONS
ARCHITECT :				
DEALER :				
CONTRACTOR :				
LOCATION :	SPECIAL INSTRUCTIONS :			
DATE :				
TAGGING INSTRUCTIONS :	SUBMITTAL APPROVAL : (signature or stamp)			

TELEPHONE:  
1-800-483-0823

FAX:  
1-888-828-6021

385 WILSON STREET EAST,  
SUITE 302  
ANCASTER, ON, L9G 2C1  
CANADA



WEBSITE:  
[www.BestAccessDoors.ca](http://www.BestAccessDoors.ca)

E-MAIL:  
[info@bestaccessdoors.ca](mailto:info@bestaccessdoors.ca)

# BAC-WD-8000

# WALK THROUGH ACCESS DOOR

NOMINAL DOOR SIZE Inches (mm)	A	B	C	D	E	F	LATCHES
24 x 36 (610 X 914)	35.625 (905)	23.500 (597)	24.484 (673)	38.484 (977)	24.000 (610)	36.000 (914)	2
24 x 48 (610 X 1219)	47.625 (1210)	23.500 (597)	24.484 (673)	50.484 (1282)	24.000 (610)	48.000 (1219)	2
24 x 60 (610 X 1524)	59.625 (1514)	23.500 (597)	24.484 (673)	62.484 (1587)	24.000 (610)	60.000 (1524)	3
24 x 72 (610 X 1829)	71.625 (1819)	23.500 (597)	24.484 (673)	74.484 (1892)	24.000 (610)	72.000 (1829)	3
30 x 36 (762 X 914)	35.625 (905)	29.500 (749)	32.484 (825)	38.484 (977)	30.000 (762)	36.000 (914)	2
30 x 48 (762 X 1219)	47.625 (1210)	29.500 (749)	32.484 (825)	50.484 (1282)	30.000 (762)	48.000 (1219)	2
30 x 60 (762 X 1524)	59.625 (1514)	29.500 (749)	32.484 (825)	62.484 (1587)	30.000 (762)	60.000 (1524)	3
30 x 72 (762 X 1829)	71.625 (1819)	29.500 (749)	32.484 (825)	74.484 (1892)	30.000 (762)	72.000 (1829)	3

