



Quality Access Doors - FAST!

SUBMITTAL/TECHNICAL DATA SHEET

SKU: **BAC-WB-FRS-U**

STANDARD ULTRA FIRE RATED ACCESS DOOR



SPECIFICATION

DOOR: 18 ga. steel.

RETURN FRAME AND TRIM: 16 ga. steel.

INSULATION: 1-7/8" thick mineral wool contained within door cavity.

HINGE: Fully concealed, pivot type hinge. Allows opening to 170°.

LATCHES: Self-latching keyed cylinder paddle latch (151 key code), opposite hinge.

AUTOMATIC PANEL CLOSER: Furnished on all doors.

INSIDE PANEL RELEASE: Furnished on all doors.

FINISH: Electrostatically applied baked grey enamel, over rust-inhibiting phosphate treated steel. This coating can be used as a finish or as a prime coat.

CEILING INSTALLATION: To comply with current fire regulations, largest size acceptable is 24" x 36".

OPTIONS (at additional cost)

- Stainless Steel Type 304 or 316
- Galvanized/Zinc Coated
- Pemko Hot Smoke Seal Gasketing

Fire Rating information on Page 2

For a complete list of options visit www.BestAccessDoors.ca

DIMENSIONS AND APPEARANCE

>> CLICK TO VIEW ADDITIONAL DETAILS AND PRICING <<

STANDARD SIZES:

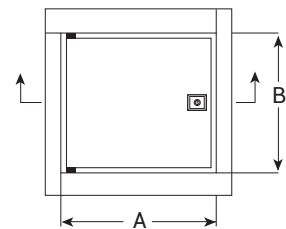
DOOR SIZE W" X H"	WALL OPENING	NO. OF HINGES	CAM LATCH	SHIP WT. LBS.
8" X 8"	8 1/4" X 8 1/4"	1	1	7
10" X 10"	10 1/4" X 10 1/4"	1	1	10
12" X 12"	12 1/4" X 12 1/4"	1	1	*12
12" X 18"	12 1/4" X 18 1/4"	1	1	19
12" X 24"	12 1/4" X 24 1/4"	1	1	18
14" X 14"	14 1/4" X 14 1/4"	1	1	15
16" X 16"	16 1/4" X 16 1/4"	1	1	*18
18" X 18"	18 1/4" X 18 1/4"	1	1	*21
18" X 24"	18 1/4" X 24 1/4"	1	1	26
20" X 20"	20 1/4" X 20 1/4"	1	1	26
20" X 30"	20 1/4" X 30 1/4"	1	2	38
21" X 36"	21 1/4" X 36 1/4"	1	1	43
22" X 22"	22 1/4" X 22 1/4"	1	1	29
22" X 24"	22 1/4" X 24 1/4"	1	1	30
22" X 30"	22 1/4" X 30 1/4"	1	2	37
22" X 36"	22 1/4" X 36 1/4"	1	2	44
24" X 24"	24 1/4" X 24 1/4"	1	1	*32
24" X 30"	24 1/4" X 30 1/4"	1	2	40
24" X 36"	24 1/4" X 36 1/4"	1	2	46
*24" X 48"	24 1/4" X 48 1/4"	1	2	62
*30" X 30"	30 1/4" X 30 1/4"	1	2	50
*32" X 32"	32 1/4" X 32 1/4"	1	2	54
*36" X 36"	36 1/4" X 36 1/4"	1	2	67
*36" X 48"	36 1/4" X 48 1/4"	1	2	83
*48" X 48"	48 1/4" X 48 1/4"	1	2	104

For detailed specifications see submittal sheet

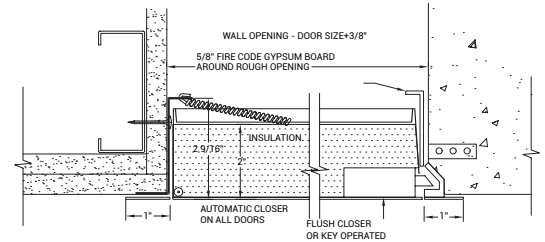
*Standard in Stainless Steel

• Intended for vertical (wall) application only

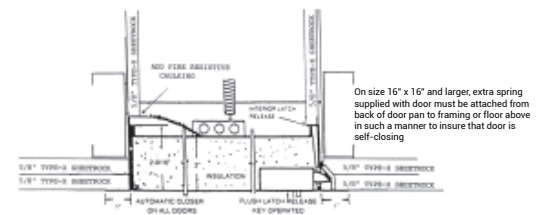
ELEVATION



SECTION DETAILS



Fire-Rated access door installed in drywall - clad stud wall



Fire-Rated access door installed in three - hour ceiling system

PROJECT DATA

Custom Sizes Available - Fast!

Scan or Click



To view Pricing and Additional Product Info.

PROJECT NAME :	QTY	W	H	OPTIONS
ARCHITECT :				
DEALER :				
CONTRACTOR :				
LOCATION :	SPECIAL INSTRUCTIONS :			
DATE :				
TAGGING INSTRUCTIONS :	SUBMITTAL APPROVAL : (signature or stamp)			

TELEPHONE:
1-800-483-0823

FAX:
1-888-828-6021



385 WILSON STREET EAST,
SUITE 302
ANCASTER, ON, L9G 2C1
CANADA



WEBSITE:
www.BestAccessDoors.ca

E-MAIL:
info@bestaccessdoors.ca

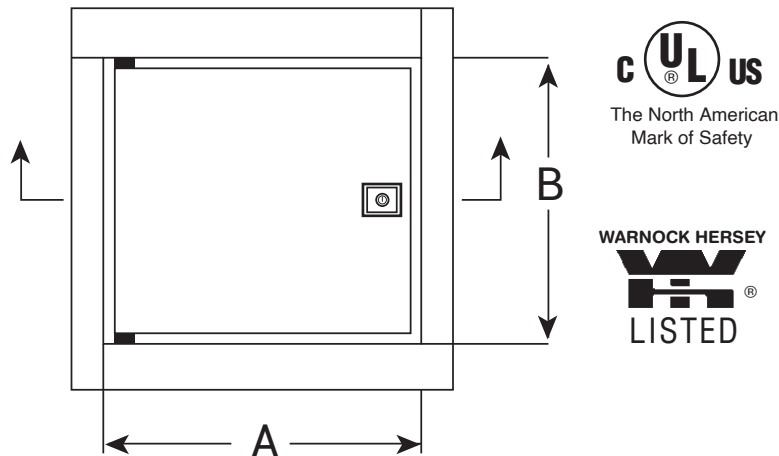
■ FIRE RATING

Underwriter Laboratories; Northbrook, IL , 1-1/2 hour "B" label 250° F maximum temperature rise in 30 minutes, for vertical wall installations. File # R 10364.

Warnock Hersey International; Pittsburgh, CA 1 Hr. rating for combustible floor/ceiling assembly. Report # WHI-495-PSH-0191. Warnock Hersey International, Pittsburgh, CA 3 Hr. rating for non-combustible floor/ceiling assembly, Report # WHI-495-PSH- 0192. This door may be used in a 2 hr. fire- rated wall assembly.

■ INSTALLATION: WALLS

ELEVATION



SECTION DETAILS

