



Quality Access Doors- FAST!

SUBMITTAL/TECHNICAL DATA SHEET

APPLICATION

Assures a tight seal without obstruction in the air system

FEATURES

- Insulated door panel, along with the gasketing between the door and frame
- 5/8" notched knock over tabs on the inside of the frame provide for easy installation
- These doors are designed for use in LOW to medium pressure up to 3" static W.G

OPTIONS

- Aluminum
- Stainless steel
- Cylinder lock & key
- HASP + staple
- L-handle

SPECIFICATIONS

MATERIAL: Galvanized steel, double panel

DOOR: 24 gauge

MOUNTING FRAME: 24 gauge with 5/8" notched knock over tabs

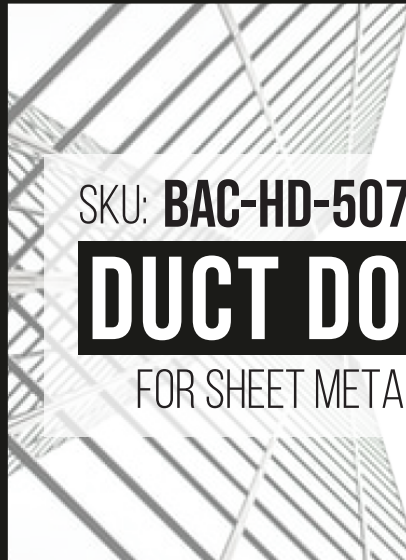
GASKETING: 1/8" thick by 1/2" wide closed cell neoprene gasketing between door and frame and also between frame and duct

HINGE: Continuous aluminum piano hinge

INSULATION: Door panel filled with 2" fiberglass insulation (7.7 R factor), compressed into 1".

LATCH: Self tightening, hand operated cam latch

For a complete list of options visit www.BestAccessDoors.ca



SKU: **BAC-HD-5070**

DUCT DOOR

FOR SHEET METAL DUCT

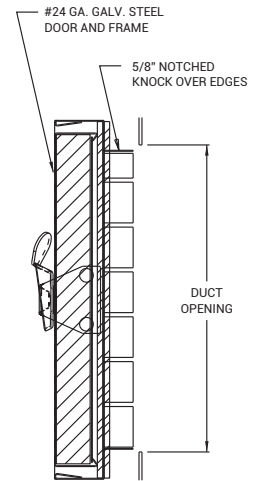


DIMENSIONS AND APPEARANCE

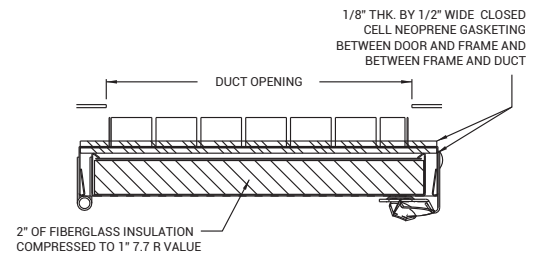
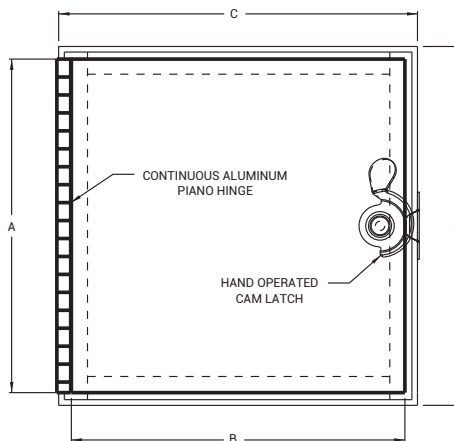
>> CLICK TO VIEW ADDITIONAL DETAILS AND PRICING <<

DOOR SIZE W x H INCHES (MM)	DUCT OPENING	WEIGHT	
		LBS	KG
6 x 6 (152 x 152)	4.75" X 4.75"	1.25	0.6
8 x 8 (203 x 203)	6.75" X 6.75"	1.75	0.8
10 x 10 (254 x 254)	8.75" X 8.75"	2.75	1.3
12 x 12 (304 x 304)	10.75" X 10.75"	3.75	1.7
14 x 14 (356 x 356)	12.75" X 12.75"	4.75	2.2
16 x 16 (406 x 406)	14.75" X 14.75"	5.25	2.4
18 x 18 (457 x 457)	16.75" X 16.75"	6.75	3.1
20 x 20 (508 x 508)	18.75" X 18.75"	9.00	4.1
24 x 24 (610 x 610)	22.75" X 22.75"	12.0	5.5

Duct opening is normal door size minus -1 1/4" (31mm)
For detailed specifications see submittal sheet



MANUFACTURED BY ACUDOR



PROJECT DATA

Custom Sizes Available - Fast!

Scan or Click



To view Pricing and Additional Product Info.

PROJECT NAME :	QTY	W	H	OPTIONS
ARCHITECT :				
DEALER :				
CONTRACTOR :				
LOCATION :	SPECIAL INSTRUCTIONS :			
DATE :				
TAGGING INSTRUCTIONS :	SUBMITTAL APPROVAL : (signature or stamp)			

TELEPHONE:
1-800-483-0823

FAX:
1-888-828-6021

385 WILSON STREET EAST,
SUITE 302
ANCASTER, ON, L9G 2C1
CANADA

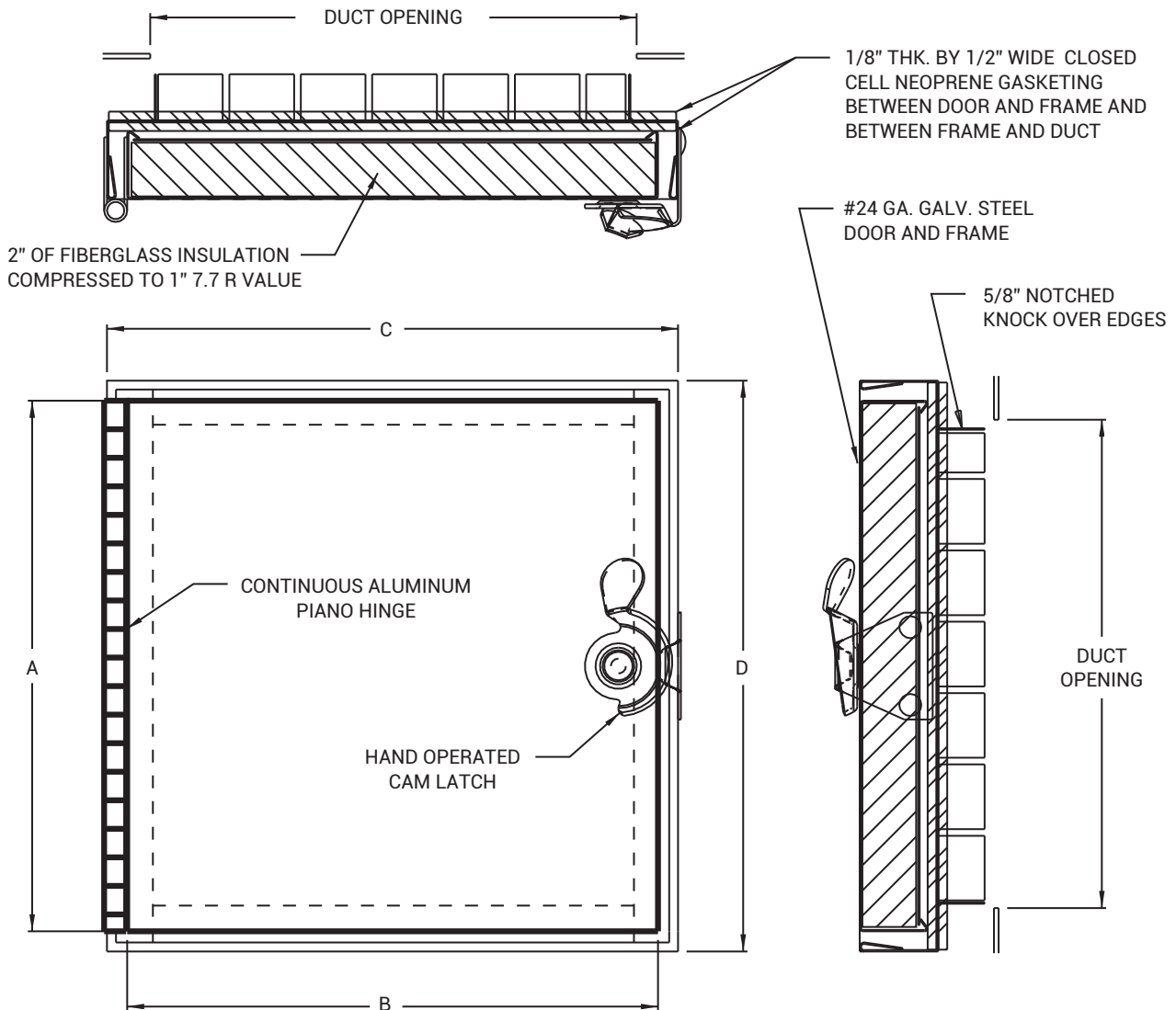
WEBSITE:
www.BestAccessDoors.ca

E-MAIL:
info@bestaccessdoors.ca

BAC-HD-5070

DUCT DOOR - HINGED

NOMINAL DOOR SIZE	A	B	C	D	DUCT OPENING	LATCH
Inches (mm)						
6 x 6 (152 x 152)	5.5 (140)	5.5 (140)	6 (152)	6 (152)	4.75 X 4.75 (121 X 121)	1
8 x 8 (203 x 203)	7.5 (191)	7.5 (191)	8 (203)	8 (203)	6.75 X 6.75 (171 X 171)	1
10 x 10 (254 x 254)	9.5 (241)	9.5 (241)	10 (250)	10 (250)	8.75 X 8.75 (222 X 222)	1
12 x 12 (304 x 304)	11.5 (292)	11.5 (292)	12 (304)	12 (304)	10.75 X 10.75 (273 X 273)	1
14 x 14 (356 x 356)	13.5 (343)	13.5 (343)	14 (356)	14 (356)	12.75 X 12.75 (324 X 324)	2
16 x 16 (406 x 406)	15.5 (394)	15.5 (394)	16 (356)	16 (356)	14.75 X 14.75 (375 X 375)	2
18 x 18 (457 x 457)	17.5 (445)	17.5 (445)	18 (457)	18 (457)	16.75 X 16.75 (425 X 425)	2
20 x 20 (508 x 508)	19.5 (495)	19.5 (495)	20 (508)	20 (508)	18.75 X 18.75 (476 X 476)	2
24 x 24 (610 x 610)	23.5 (597)	23.5 (597)	24 (610)	24 (610)	22.75 X 22.75 (578 X 578)	2



MANUFACTURED BY ACUDOR