



Quality Access Doors- FAST!

DESCRIPTIONS

These Access Panels made from glass fiber reinforced gypsum and 70% post-consumer recycled glass for a sustainable design that blends seamlessly into your walls and ceilings.

Consisting of a surround frame and either a Pop-Out or Concealed Hinged Door, Seamless GFRG Access Door Panels are perfect for jobs where Access is required at regular intervals.

FEATURES

- Tapered edge for tape joint
- Single trade installation
- Reduce labor costs
- Zero mold & fungus growth
- No shrinking, cracking, sagging or rusting
- Blends seamlessly into surrounding drywall
- Concealed hinge
- Easily textured
- Moisture resistant
- Lightweight

SPECIFICATIONS

SHELL THICKNESS: 1/8" to 3/16"

FASLENER TESL PULL OUT (WOOD STUD) : 525 lb avg.

FASLENER TEST PULL OUT (MELAL STUD): 215 lb avg.

FASLENER PUSH THROUGH TEST: 350 lb avg.

FUEL CONTRIBUTION (ASTM E84-80): 0

FLAME SPREAD (ASTM E84-80): 0

SMOKE INDEX (ASTM E84-80): 0

COMBUSTION (ASTM E84-80): Non-combustible

CLASS A NON-RATED: -

CSI CODE: CSI #08310

For a complete list of options visit
www.BestAccessDoors.ca

SUBMITTAL/TECHNICAL DATA SHEET

SKU: **BAC-GRG-HG-RC**

HINGED RADIUS CORNER ACCESS PANEL

FOR CEILINGS & WALLS



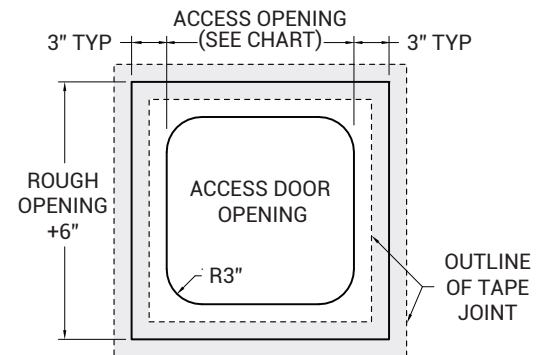
DIMENSIONS AND APPEARANCE

>> CLICK TO VIEW ADDITIONAL DETAILS AND PRICING <<

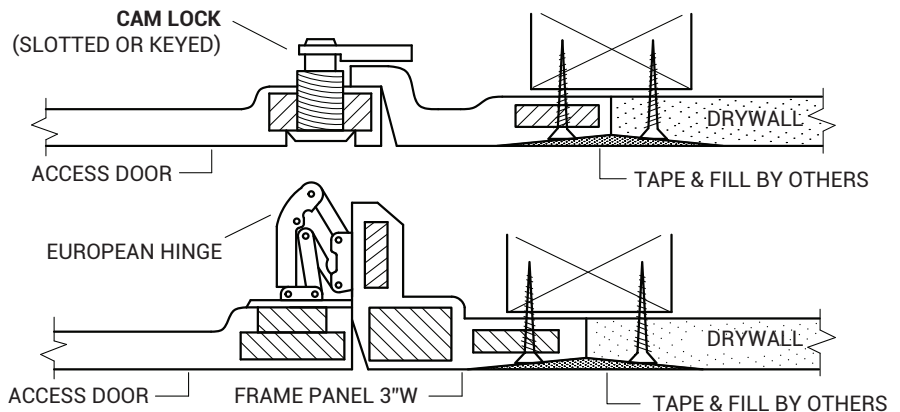
STANDARD SIZES:

STOCK	ACCESS DOOR OPENING SIZE	ROUGH OPENING SIZE
HG-RC-580008	8" X 8"	14" X 14"
HG-RC-580009	9" X 9"	15" X 15"
HG-RC-580012	12" X 12"	18" X 18"
HG-RC-580016	16" X 16"	22" X 22"
HG-RC-580018	18" X 18"	24" X 24"
HG-RC-580020	20" X 20"	26" X 26"
HG-RC-580024	24" X 24"	30" X 30"
HG-RC-580030	30" X 30"	36" X 36"
HG-RC-580036	36" X 36"	42" X 42"
HG-RC-580042	42" X 42"	48" X 48"
HG-RC-580048	48" X 48"	54" X 54"
HG-RC-581216	12" X 16"	18" X 22"
HG-RC-581224	12" X 24"	18" X 30"

* Neoprene Gasket Available Upon Request





Designed for both wall and ceiling applications, the hinged Seamless™ Panel by Castle can be used where a locked door is needed but style must still be maintained. The hinged panel is great for use in ceiling applications where there is no space to push a door up and in wall applications when access to plumbing and electrical is needed



PROJECT DATA

Custom Sizes Available - Fast!

PROJECT NAME :	QTY	W	H	OPTIONS
ARCHITECT :				
DEALER :				
CONTRACTOR :				
LOCATION :	SPECIAL INSTRUCTIONS :			
DATE :				
TAGGING INSTRUCTIONS :	SUBMITTAL APPROVAL : (signature or stamp)			

Scan  or  Click



To view Pricing and
Additional Product Info.

TELEPHONE:
1-800-483-0823
FAX:
1-888-828-6021

385 WILSON STREET EAST,
SUITE 302
ANCASTER, ON, L9G 2C1
CANADA

WEBSITE:
www.BestAccessDoors.ca
E-MAIL:
info@bestaccessdoors.ca