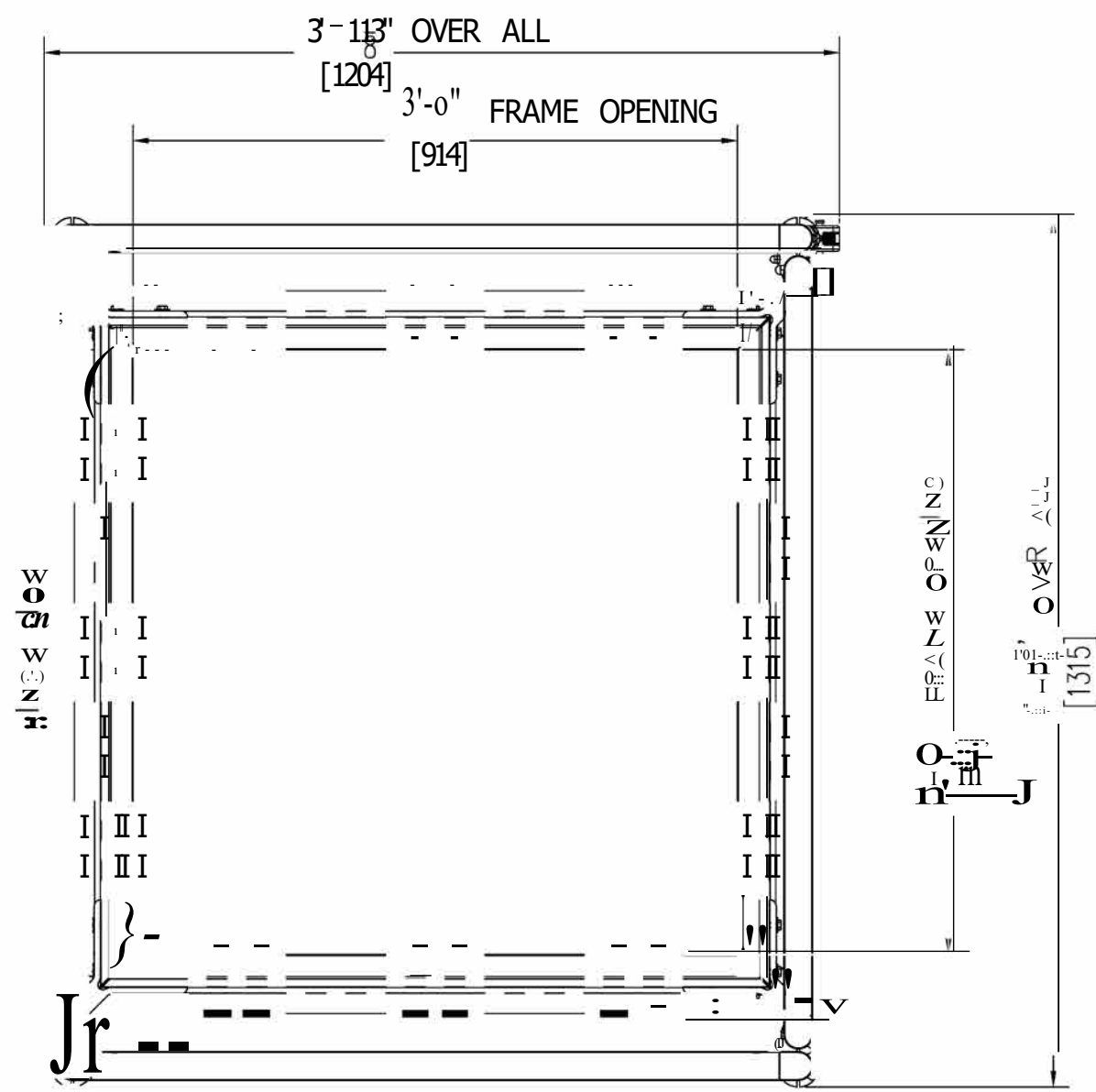
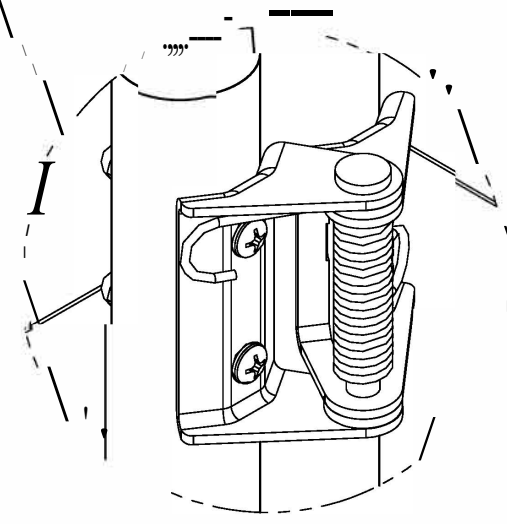
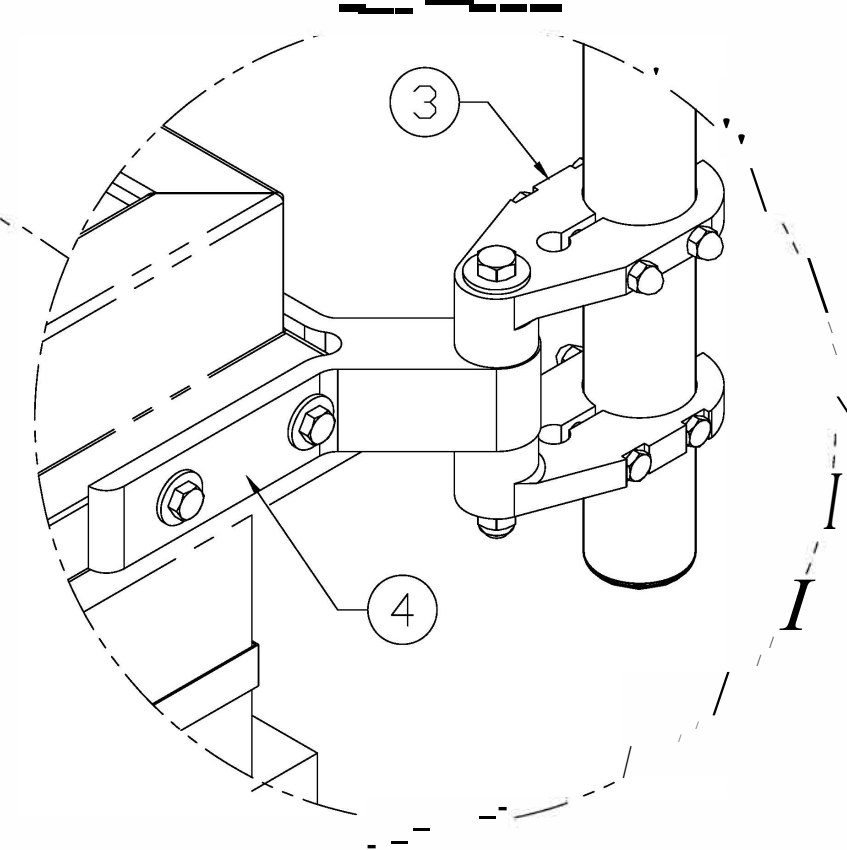
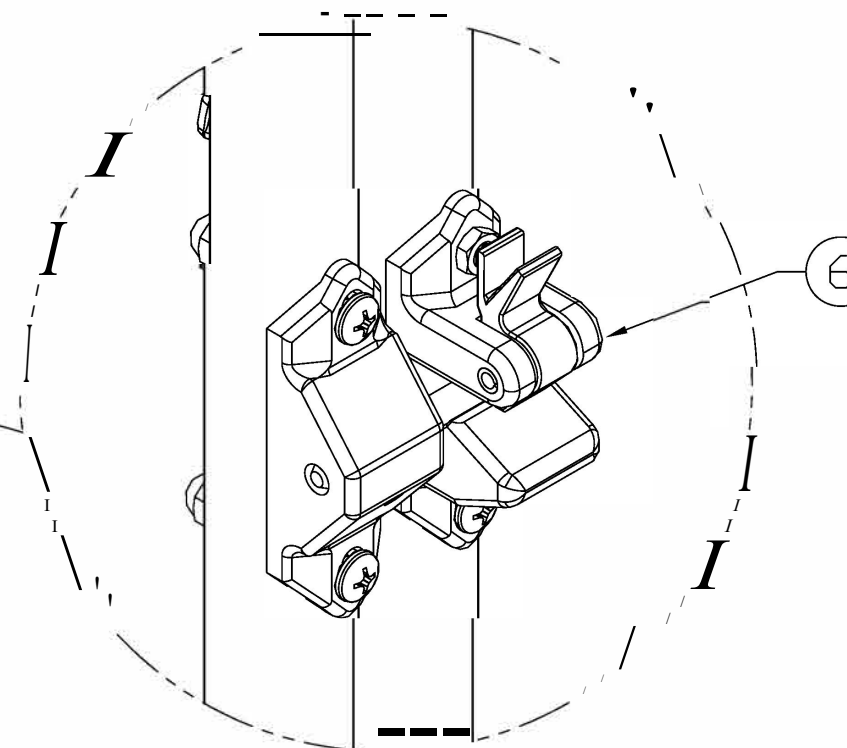


ISOMETRIC VIEW

SEE NOTE 1



PLAN VIEW  
SHOWN WITHOUT COVER

NOTE:  
THIS DRAWING REPRESENTS THE BIL-GUARD®2.0 HATCH RAIL SYSTEM, THE DOOR IS SHOWN FOR REFERENCE ONLY AND MAY NOT REFLECT ALL OPTIONS

## SPECIFICATIONS

- 1 1/4" SCHEDULE 40 PIPE IN 6061 T6 ALUMINUM ALLOY RAILS
- SELF CLOSING GATE
- ALUMINUM POST SUPPORTS
- CORNER BRACKETS
- STAINLESS STEEL SPRING HINGES
- CAST ALUMINUM GATE LATCH W/ STAINLESS STEEL PIN

## NOTES:

- TOP OF RAIL TO BE SET 42" ABOVE THE ROOF SURFACE OR DECK
- LEFT HAND GATE SHOWN
- ALL FASTENERS ARE STAINLESS STEEL
- ALL PARTS AND FASTENERS ARE INCLUDED IN PACKAGE. CAPFLASHING MUST BE STRUCTURALLY SOUND TO SUPPORT ASSEMBLY
- POWDER COAT FINISH RAL 1018, SAFETY YELLOW

## ROOF SCUTTLE NOT INCLUDED

CUSTOMER:

P. O. N.

JOB:

SALES REP:



www.BestAccessDoors.ca  
Fax: 1-888-828-6021  
Phone: 1-800-483-0823  
Email: info@BestAccessDoors.ca

BIL-GUARD®2.0 - HATCH RAIL SYSTEM FOR SINGLE LEAF ROOF SCUTTLE WITH 1" STANDARD CAP FLASHING

QTY	TYPE	SIZE WIDTH x LENGTH
1	RL2-E	SIZE 3'-0" x 3'-0" [914mm x 914mm] HINGE SIDE